


# LCR 098

High Performance Three Phase Four Lines EMI Filters  
高性能三相四线电源滤波器

UL (Up to 100A) RoHS



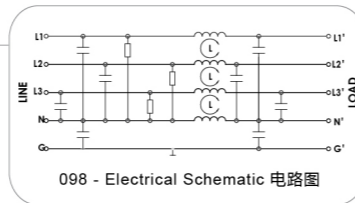
## LCR 098 Series/系列

### Features/特点

Compact, robust, general purpose three phase four lines filters with earth connections, meet UL certificate  
紧凑, 功能完善, 通用三相四线滤波器, 带接地, 满足UL安规认证

### Typical Applications/应用范围

Industrial equipments and other general purpose power equipments which uses four lines  
工业设备, 其它需四线的电源设备



Multi-terminal options  
多种接线端子选择

Code	S	W	T	B	R	F
Type						
	Screw Type	Wire Leads	Terminal Block	Barrier Terminal	Bus Bar	FASTON Terminal

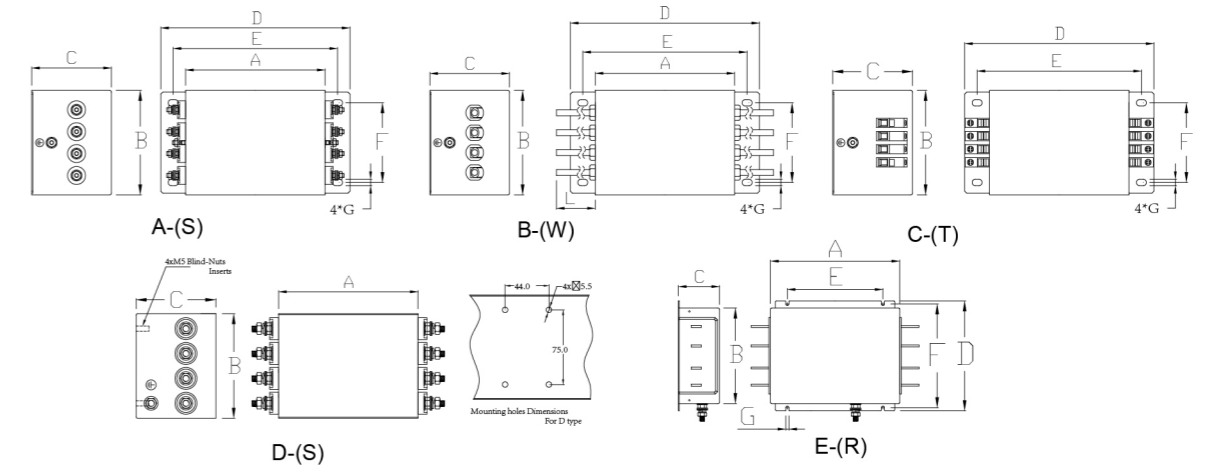
### Technical Data/技术参数

Rating Voltage Max. 最高额定电压(V)	520(690) VAC	Leakage Current 漏电流	
Rated Current 额定电流(A)	10A-100A @ 50°C	@ 250 VAC 50Hz	20mA
Operating Frequency 频率(Hz)	50/60 Hz	IP Class 防尘防水等级	IP42-54
Over Load (% of Rated Current)	150% x 1 min. / hr.	Climatic category 气候类别 (EN-60068-1)	25/100/21
	400% x 1 sec. / hr.	Case 外壳	Plated steel/Aluminum sheet
Hipot Rating 高压等级			
Line to Line 线对线	1700 VDC		
Line to Ground 线对地	2750 VDC		

098 Model No. 型号	Rated Current @ 50°C 额定电流	RRated Voltage 额定电压	Mechanical Diagram 外形图	Terminal Options 连接方式	
				In 入	Out 出
098.01001.00	10A	520(690)VAC	A/B/C/D	S (M4)/W/T/B	S (M4)/W/T/B
098.02501.00	25A	520(690)VAC	A/B/C/D	S (M4)/W/T/B	S (M4)/W/T/B
098.03001.00	30A	520(690)VAC	A/B/C	S (M6)/W/T/B	S (M6)/W/T/B
098.04001.00	40A	520(690)VAC	A/B/C	S (M6)/W/T/B	S (M6)/W/T/B
098.05001.00	50A	520(690)VAC	A/B/C	S (M6)/W/T/B	S (M6)/W/T/B
098.08001.00	80A	520(690)VAC	A/B/C	S (M6)/W/T/B	S (M6)/W/T/B
098.10001.00	100A	520(690)VAC	A/B/C	S (M10)/W/T/B	S (M10)/W/T/B
098.12501.00	125A	520(690)VAC	A/B/C	S (M10)/W/T/B	S (M10)/W/T/B
098.15001.00	150A	520(690)VAC	A/B/C	S (M10)/W/T/B	S (M10)/W/T/B
098.20001.00	200A	520(690)VAC	A/B/C	S (M12)/W/T/B	S (M12)/W/T/B
098.25001.00	250A	520(690)VAC	E	R (20*3 Busbar with 10.5 hole)	R (20*3 Busbar with 10.5 hole)
098.30001.00	300A	520(690)VAC	E	R (20*4 Busbar with 2*10.5 hole)	R (20*4 Busbar with 2*10.5 hole)

Please mark terminals type at the end of the P/N when order or inquiry /请在订单或询价单上注明端子类型

## LCR 098 Mechanical Outlines/外形图



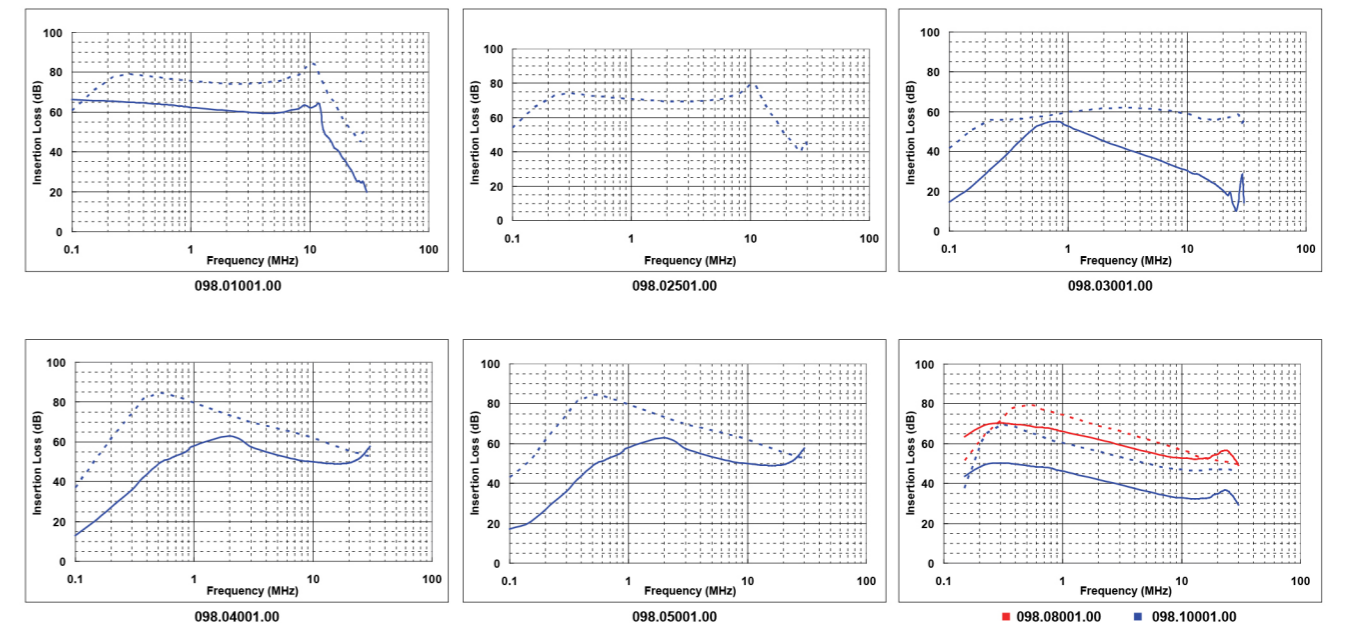
## LCR 098 Mechanical Dimensions (mm)/外形尺寸

Model No.	A	B	C	D	E	F	G	G
098.01001.00	140	105	80	190	165	80	6.5*13.0/ 4xM5	6.5*13.0/ 4xM5
098.02501.00	140	105	80	190	165	80	6.5*13.0/ 4xM5	6.5*13.0/ 4xM5
098.03001.00	140	120	100	190	165	50	6.5*13.0/ 4xM5	6.5*13.0/ 4xM5
098.04001.00	140	120	100	190	165	50	6.5*13.0	6.5*13.0
098.05001.00	140	120	100	190	165	50	6.5*13.0	6.5*13.0
098.08001.00	210	160	150	260	232	130	6.5*13.0	6.5*13.0
098.10001.00	210	160	150	260	232	130	6.5*13.0	6.5*13.0
098.12501.00	350	170	120	400	375	140	6.5*13.0	6.5*13.0
098.15001.00	350	170	120	400	375	140	6.5*13.0	6.5*13.0
098.20001.00	250	190	160	300	273	149.5	6.5*13.0	6.5*13.0
098.25001.00	300	200	90	240	200	220		
098.30001.00	300	200	160	240	200	220		

所有单位为mm, 1 inch=25.4 mm (All dimensions in mm)

For reference purpose only 仅供参考

## LCR 098 Insertion Loss in dB measured in a 50Ω system /50 Ω环境下插入损耗



☆ Other specifications, requirements and customizations can be offered upon request. / 其它规格可以根据您的要求定做